

SYP Bi-annual Performance Report

July 2012

PERFORMANCE REPORT ON COMMUNITY SAFETY PLAN 2011-14

1. Introduction and Overview

1.1. Data and/or update information on progress is not held by the Safer York Partnership support team for all of the indicators contained within the plan.

1.2. This report will now take the form of an exception report whereby only items which are underperforming are reported upon. The exception report will be presented in a form in line with the Community Safety Plan 2011-14 which has the following priorities;

- Acquisitive Crime
- Anti-Social Behaviour
- Violent Crime
- Business Crime
- Re-offending Information
- Other Indicators

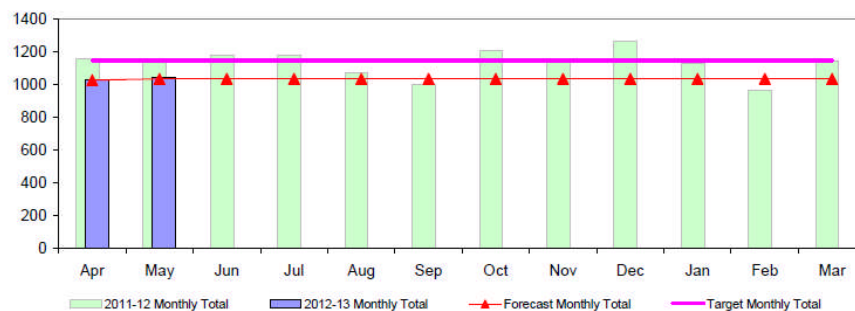
York - All Crime (from IQUANTA)

Totals

<u>Target 2013-14</u>	13756
<u>Forecast 2012-13</u>	12408
<u>Cumulative</u>	2068
<u>Target Monthly Total</u>	1146.3

<u>Previous Years</u>	
2007-08	18924
2008-09	17886
2009-10	14480
2010-11	15199
2011-12	13576

<u>Milestone Targets</u>	
2012-13	13937
2013-14	13756



The Graph shows:

- 1) Target level 2013-2014 (Strategy end not the Yearly milestones)
- 2) Forecasted annual total based upon a moving average of months (There has been no allowance for known seasonal patterns)

Key:

	- Action Needed (>120%)
	- Caution (100% - 120%)
	- No Action (<100%)



Month	2012-13	2011-12	2010-11	2009-10
Apr	1026	1157	1264	NA
May	1042	1151	1370	NA
Jun	x	1177	1323	NA
Jul		1177	1269	NA
Aug		1069	1331	NA
Sep		1001	1320	NA
Oct		1205	1346	NA
Nov		1138	1320	NA
Dec		1261	923	NA
Jan		1129	1171	1008
Feb		966	1207	1066
Mar		1145	1355	1084

1.3. Total crime in York dropped by 10% (1623 crimes) in 2011-12 compared to 2010-11. There first two months of data available from Iquanta suggest that crime continues to reduce and at present is predicted to be between 5 and 10%.

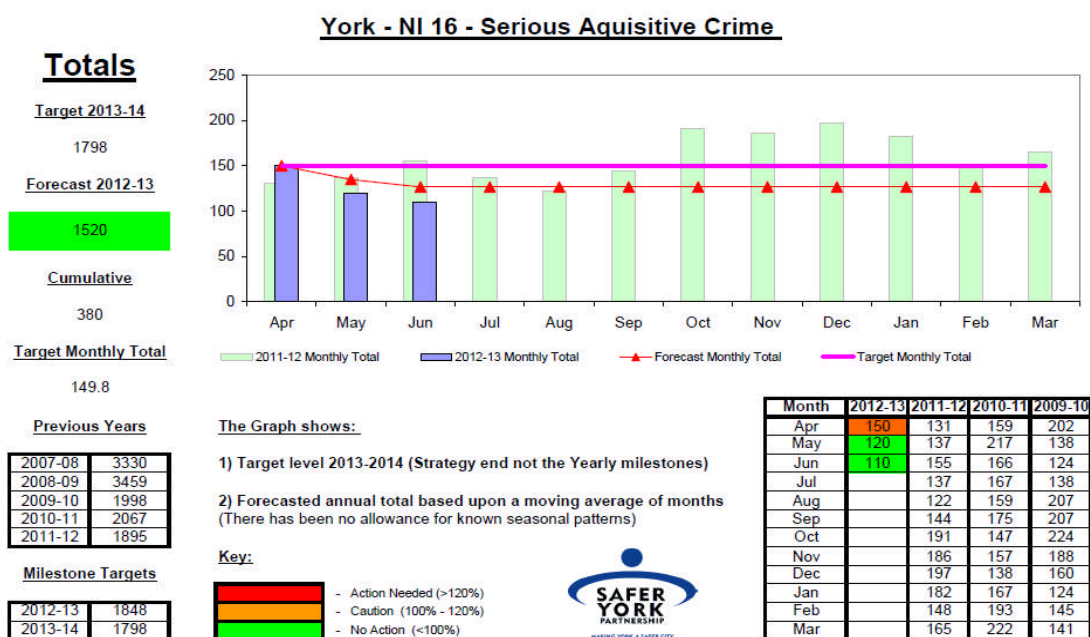
1.4. York's Joint Strategic Intelligence Assessment has been completed. This has identified four themes that will make up part of North Yorkshire Police's control strategy:

- Serious Acquisitive Crime
- Protecting Vulnerable People
- Cross Border Crime
- Organised Crime Groups

1.5. York continues to be placed 12th place in the Iquanta family comparison of most similar family members.

1.6. The only crime performance targets, where there was not a reduction in crime within the last strategy were; NI 20 Assault without Injury, NI 29 Gun crime and Aggravated Vehicle Taking which saw rises of 172 crimes (17%), 5 crimes (250%) and 1 crime (7%) respectively.

2. Acquisitive Crime



2.1. Acquisitive crime in 2011-12 was 8% lower (170 crimes) than the previous financial year and based upon three months data in 2013-14 this reduction is predicted to continue. Progress has also been made within the Iquanta family, since the high volumes of acquisitive crime in Q3, with York now sitting in 9th place.

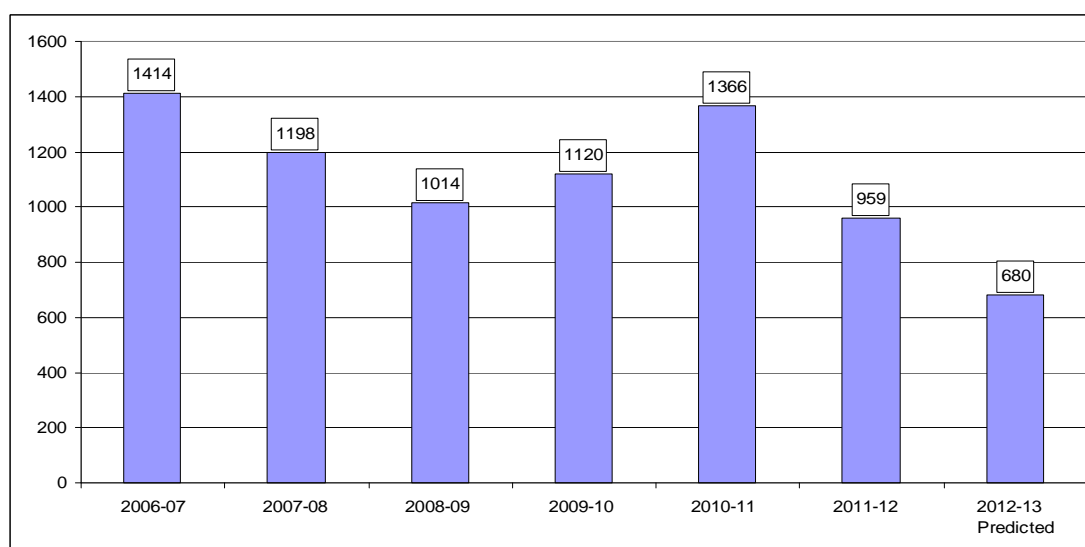
2.2. The rises in Q3 of 2011-12 can be attributed to the increases in domestic burglary, theft from a motor vehicle and robbery of personal property.

2.3. The following changes have been made when comparing 2011-12 to 2010-11.

- Domestic Burglary - 12% Decrease - 96 Crimes
- Non-Domestic Burglary - 7% Decrease - 97 Crimes
- Theft from a Motor Vehicle - 3% Increase - 26 Crimes
- Theft of a Motor Vehicle - 30% Decrease - 80 Crimes
- Robbery of Personal Property - 17% Decrease - 16 Crimes

- 2.4. The majority of auto-crimes are occurring to vehicles parked on-street. Locations that have historically seen high levels of auto-crime such as industrial estates, car parks, hotels and other business premises have suffered low levels of auto-crime during the last financial year.
- 2.5. There is no single type of property that has been targeted in theft from vehicle. Vehicles in York have been broken in to for amongst many things, sports equipment, sat-navs, money and documents, clothing and any other property left on show.
- 2.6. Areas which saw higher than predicted levels of auto-crime during 2011-12 were:
- Heworth Ward in Q3 and Q4
 - Clifton Ward in Q3 and Q4
- 2.7. Levels of all types of acquisitive crime at the following continue to be low and under target;
- Business premises and industrial estates;
 - Schools and six form colleges;
 - City-centre cycle racks;
 - Council car parks;
 - Allotments;
 - Hotels;
 - University and York St Johns;
 - York District Hospital.
- 2.8. The majority of cases (60%) in York of scrap metal theft are where lead has been stolen from windows and roofs of domestic premises at some point during the evening / night, with the property owner not realizing a theft has occurred until the next day. The majority of these crimes are undetected.
- 2.9. Based on information that is available for Q1 2012, all indicators within the serious acquisitive crime group are predicted to be lower in 2012-13 than they were last year.
- 2.10. We continue to work with the University of York and the University of York St. John to develop Student Watch in York. To date, we have set up systems with both universities to send out timely crime prevention alerts via both Student Unions. We have also developed a good working relationship with the York Residential Landlords Association who will also forward crime prevention messages to landlords of student lets on our behalf. We continue to work with both universities to examine how we can best use the network of student community coordinators and volunteers to fulfill a 'Neighbourhood Watch' aspect to their role. Where existing Neighbourhood Watch schemes exist we will encourage students to make contact to draw them into the communities in which they live.

- 2.11. We continue to offer free crime prevention equipment to all vulnerable victims of crime via the Safer Homes Handyperson Service. The eligibility criterion of the scheme has now been extended to include students.
- 2.12. We held a joint stall with the Home Improvement Agency (Safer Homes Handyperson service) at the recent Landlords Fair at the Park Inn. We displayed shed and garage crime prevention equipment prior to our plans to sell equipment via the York Residential Landlords Association website. This gave landlords the opportunity to have a look at the equipment and ask any questions. We had positive feedback from the event and we are now progressing the work with the YRLA on the website. We are likely to offer some form of subsidy to properties within the Fishergate, Micklegate and Guildhall wards as we have a target within the directorate service plan to improve the security of private rented sector dwellings in these areas.
- 2.13. A meeting was convened on the 13th June to discuss the development of a preventative strategy to assist with the reduction of Serious Acquisitive Crime in the Heworth, Hull Road and Clifton Wards. This is in response to significant increases in SAC in these areas.
- 2.14. We now have 209 Cold Calling Control Zones in the city, covering 255 streets and 8189 properties. There have been 7 distraction burglaries in 2011-12 and 2 in Quarter 1 of 2012-13. The main types of MO for this crime were criminals pretending to be from the council or water board with 2 crimes each.



- 2.15. Levels of cycle theft continue to reduce with a 407 crimes fewer of theft of cycles equating to a 30% drop since last financial year. Cycle theft levels in April and May of 2012 have been two of the lowest months in the last five years suggesting levels of cycle theft will continue to reduce.

2.16. Just under 14000 Bikes have now been registered within the Operation Spoke project since January 2010. These bikes were registered at a rate of around 10 bikes a day since the start of 2011.

2.17. York continues to perform well on cycle crime levels, compared to other cycling cities;

Cycle theft levels per 1000 population in Cycling Cities

	Apr10- Jun10	Jul10- Sep10	Oct10- Dec10	Jan11- Mar11	Apr11- Jun11	Jul11 - Sep11	Oct11 - Dec11	Jan12 - Mar12
York	1.87	2.24	1.55	1.21	1.30	0.98	1.27	1.14
Cambridge	6.72	7.04	6.13	3.67	5.04	4.36	4.29	2.98
Oxford	3.67	3.93	3.30	2.77	5.32	4.87	4.25	3.75
Brighton	1.09	1.34	0.75	0.75	1.21	1.02	0.92	0.69
Bristol	1.21	1.54	0.96	0.99	1.15	1.37	1.17	0.95
Exeter	0.95	0.94	0.92	0.53	0.72	0.86	0.94	0.78
Lincoln	1.28	2.43	1.31	1.36	2.41	2.29	2.05	1.59
Manchester	1.40	1.44	1.15	0.89	1.29	1.64	1.10	0.85

2.18. A study of fourteen months of data between Apr11-May12 has been completed, where all burglaries were looked at to see if cycles were stolen. The following are facts from this study:

- There were 496 burglaries at an average of 35 a month.
- There have been only 10 repeat locations during this time period.
- 668 cycles were stolen in these burglaries at an average of 1.45 per property.
- In 142 (30%) of these burglaries more than 1 cycle was stolen which suggests that multiple offenders were involved in at least these number of crimes.
- Only 34 (4%) out of these 668 cycles are recorded as recovered.
- Very few of these crimes are recorded as detected (2%), although many of these investigations are ongoing.
- Out of the 496 burglaries;

204 crimes (42%) were stolen from garages

262 crimes (53%) were stolen from sheds / outbuildings

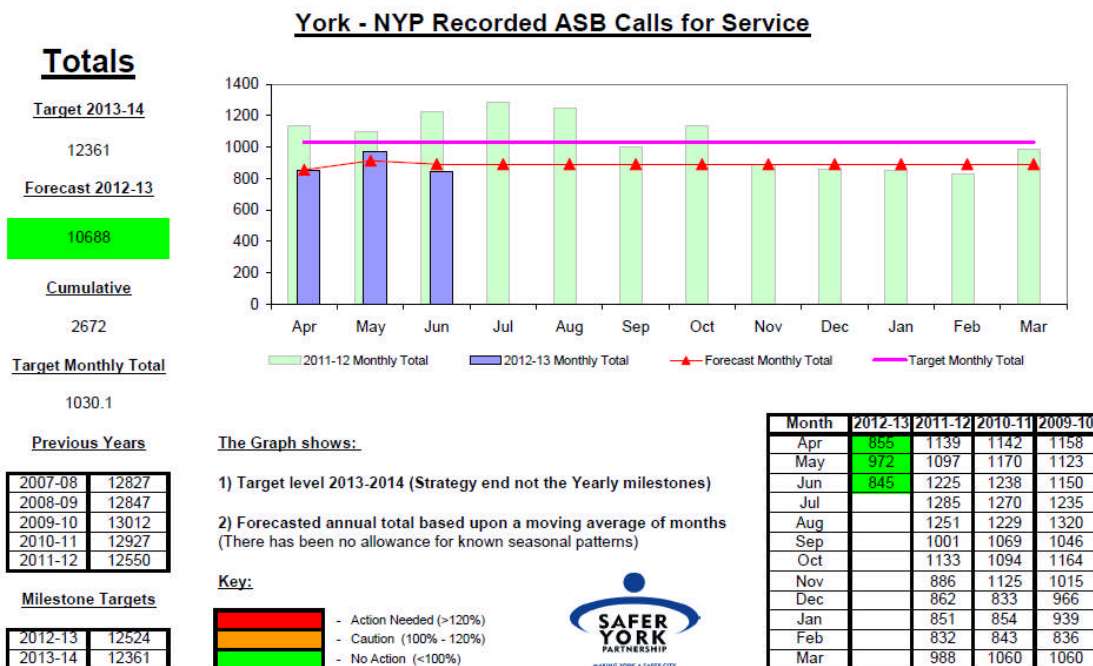
18 crimes (4%) were stolen from inside the house

12 crimes (2%) were stolen from other (garden, commercial, car park)

- Out of the cycles that were recovered the majority had security markings.
- Geographically at a ward level the burglaries of this nature are evenly spread around the city. There are however, slightly higher than expected levels of this type of crime in Dringhouses and Huntington and New Earswick.

2.19. We have used our Local Sustainable Transport Fund budget allocation for 2012/13 to fund a CCTV camera to cover the cycle rack on St. Andrewgate. This is the largest cycle rack in the city and is also the most targeted due to a lack of natural surveillance. The camera will be erected on the Your Move premises following permission from the owner. The camera will also prove beneficial in tackling the anti-social behaviour that often occurs on St. Andrewgate as part of the Night-time Economy.

3. Anti-Social Behaviour



3.1. Levels of anti-social behaviour calls for service recorded by North Yorkshire Police were slightly lower, 400 cases (2%) at the end of the financial year. Levels in the first three months of 2012-13 continue to reduce. June / July and August historically have the highest levels of police recorded anti-social behaviour.

3.2. Following the anti-social behaviour classification change in April 2011, the main type of anti-social behaviour are nuisance (65%) followed by personal (25%); and a very small number of environmental (9%) incidents.

3.3. The level of criminal damage in 2011/12 was 16% (407 cases) lower than last year. All types of criminal damage fell. Based on the first three months of 2012-13 this drop in criminal damage is predicted to continue and is likely to be in the region of 10%.

3.4. Despite the reductions predicted York currently sits in 13th position in its Iqanta family compared to 8th place at the end of the summer 2011, although it has improved its position from 15th, since January 2011.

- 3.5. Overall levels of council recorded anti-social behaviour rose by around 320 cases (8%) higher. These are due to rises within fly-tipping, litter and to a lesser extent graffiti and drugs related litter. No data has yet been processed for 2012-13 at the moment.
- 3.6. The level of graffiti recorded on TAAGY, the multi-agency system for logging graffiti, has now levelled off to an average of 50 cases over the last two months compared to the 80 cases a month that had been received over the Christmas and New Year period.
- 3.7. Information held on graffiti by TAAGY suggests that areas of Micklegate, Holgate and Acomb continue to be the main wards affected by graffiti in York. Over the last six months there are very few individual tags, which have had five or more instances logged on the system, suggesting that there are few prolific taggers operating in York.
- 3.8. The Council used its budget that has been established from the surplus created in carrying out work for Yorkshire Housing, to tackle ASB in the private sector by obtaining a Premises Closure Order on a property in Dringhouses. The order has closed the property for a period of 13 weeks. An Injunction was also obtained separately banning 3 individuals from the area
- 3.9. The Housing Department have now signed up to the Respect Standard for Housing Management, which allows them now to display the Respect standard sign on letters and the website.
- 3.10. SYP working with Environmental Protection Unit have agreed to fund some additional Noise Patrol nights. It has been agreed to fund all of the England matches in the Euro 2012 campaign, as well as other busy periods such as Freshers Week, Halloween and Bonfire Night. A press release has been issued to publicise this for residents.

4. Violent Crime

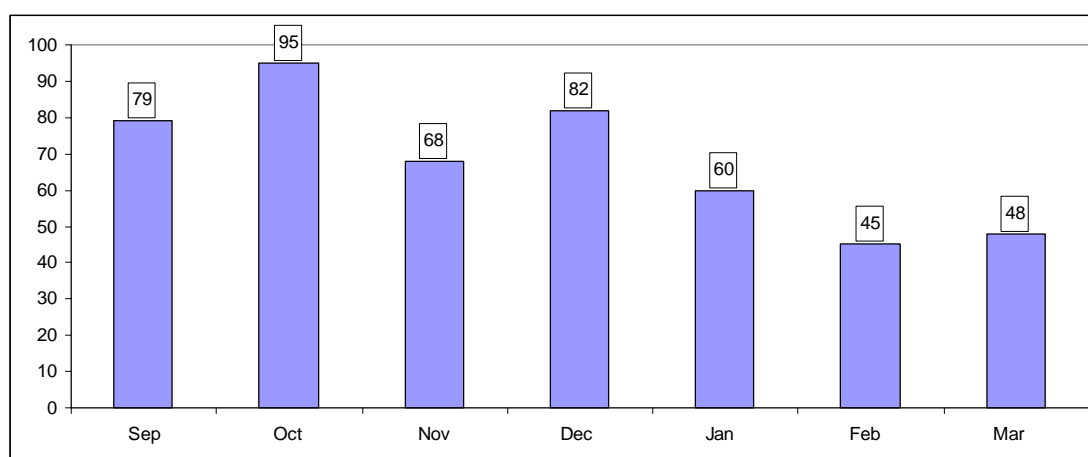
- 4.1. Levels of violent crimes in York were 388 crimes lower in 2011-12 than last year, equating to a 14% reduction. This reduction has continued in to 2012-13 with the total violent crime for May and June 2012 being two of the lowest monthly total since at least 2007-08.
- 4.2. York is currently in 8th place within its IQUANTA family for violent crime, this is an improvement from 12th place at the start of 2011.
- 4.3. Levels of violent crime within York's Cumulative Impact Area (City Centre) were 470 crimes of violence compared to 525 last year. This equates to a drop of 10%. Levels of damage related to the night-time economy within the city centre also reduced.
- 4.4. Members of the Night-safe task group are re-looking to see if effective prosecutions can be brought about for street urination. Information and

processes are attempting to be adopted from Selby, and a meeting has been set up between the chair of the Night-safe meeting, CYC Legal and Neighbourhood Safety Manager to progress this.

4.5. Background work on the possible city-wide DPPO continues, with the consultation of licensed premises and the wider online consultation through the Safer York website planned for late July.

4.6. The NHS Anonymised Data Sharing project went live in September. A&E departments are now required to audit local levels of assaults and are gathering anonymised data which they share with Safer York Partnership. This will assist us in building a more accurate picture of violent crime in the city and ensure that we develop the appropriate responses. Data from this project has already been used in a number of licensing negotiations in York and Selby.

York Total Monthly A&E Attendances for Victims of Assault



4.7. Work has been completed to create a corporate data-set for domestic incidents and have a standardised definition across North Yorkshire Police.

Key Statistics	2011/12 Financial Year												Running Total
	Apr	May	Jun	Jul	Aug	Sep	Oct	Nov	Dec	Jan	Feb	Mar	
Total Domestic Incidents	214	202	204	217	202	195	162	164	178	159	162	159	2218
Change on Previous Month													
Repeat Incidents	56	40	54	57	44	43	39	38	43	23	41	32	510
% Repeats	26%	20%	26%	26%	22%	22%	24%	23%	24%	14%	25%	20%	23%
Incidents involving Arrest	60	58	59	67	46	46	53	51	50	48	44	44	626
% Involving Arrest	28%	29%	29%	31%	23%	24%	33%	31%	28%	30%	27%	28%	28%
Incidents Crimed	61	55	56	73	56	49	59	65	50	45	43	49	661
% Crimed	29%	27%	27%	34%	28%	25%	36%	40%	28%	28%	27%	31%	30%
Incidents with Children Present	34	39	34	31	32	28	31	32	22	25	21	26	355
% with Children Present	16%	19%	17%	14%	16%	14%	19%	20%	12%	16%	13%	16%	16%

- 4.8. There were 2218 domestic incidents in 2011-12 which is a comparable level to the previous year. The level of repeat domestic incidents was 23% for 2011-12, which was lower than the previous 12 months.
- 4.9. In 2011-12, the wards of Clifton (18.1), Heworth (19.3), Hull Road (19.8) and Westfield (23.2), had significantly more incidents per 1000 population than the York average (12.2 per 1000 population).
- 4.10. The Honour Based Violence Conference, held on the 18th April was one of the first in a series of Hidden Crime events that the Police and SYP are holding. This event was aimed at strategic leads and head of departments to cascade messages to teams. The second event is planned for October on Stalking
- 4.11. The mapping information and data required for the Domestic Abuse Commissioning Strategy - Consultation event planned for the 29th June, is now complete, with some cost analysis still to be worked out around the projects. Invites have gone out.
- 4.12. Euro 2012 – The Posters being used across County are felt to be unsuitable for York. Therefore the chosen option is to continue with Red and White messages on the rear of Police vans and have ordered some self adhesive posters promoting IDAS and the new free-phone helpline number.
- 4.13. Work in promoting domestic abuse service included Argos receipts had Myth busting messages on with the strap line 'Abusers choose to Abuse'.
- 4.14. There have been 2 Sessions of MAPPA/MARAC training and 7 Sessions of Police DASH training inputs – recording and referring.
- 4.15. There has been a re-Launch of Making Safe task and finish group with Custody Supervision – MOTD and in the Loop.
- 4.16. Following a gap highlighted in the Commissioning Strategy the Risk and Resilience group (Amanda Gaines) agreed to co-fund some Respect training for Professionals dealing with young perpetrators. This will then enable the existing workforce to deliver accredited perpetrator programmes for Young people.
- 4.17. There were 162 Multi-Agency Risk Assessment Conferences (MARAC's) held for domestic violence during 2011/12. The percentage of repeat Marac's is at similar levels to the last two years.

Month	Total M ARAC's	Initial	Repeat	% Repeats
2007-08	36	33	3	8.3
2008-09	83	74	9	10.8
2009-10	91	75	16	17.6
2010-11	148	121	27	18.2
2011-12	162	131	31	19.1

4.18. The total number of Marac's held in York rose for the fourth year in a row since their inception.

4.19. No domestic violence murders were recorded during 2011/12 in York.

Indicator	Type	2007/08	2008/09	2009/10	2010/11	2011/12
NI 34 Domestic Violence Murder	Target	N/a	0	0	0	0
	Out-turn		0	0	0	0

5. Re-offending information

5.1. Data on proven re-offending by young offenders is now available for the completed 2010/11 year and the 3rd quarter of 2011/12. The level of re-offending has been higher than target in 2010/11. Information taken from the integrated commissioning document suggest:

“York historically very high compared with statistical family and region. 2008 and 2009 saw good performance. Detailed analysis of 2010 and 2011 cohorts shows fundamental change in risk profile: improving FTE (PI 111) figures have resulted in taking out the lower risk young people from the re-offending (PI 19) cohort.”

Indicator	Type	2007/08	2008/09	2009/10	2010/11
NI 19 Rate of Proven re-offending by young Offenders aged 10 to 17	Target	1.91 (2005)	1.82	1.74	1.66
	Out-turn		1.62	1.17	2.00

Indicator	Type	2011/12			
		Q1	Q2 +	Q3 +	Q4 +
NI 19 Rate of Proven re-offending by young Offenders aged 10 to 17	Target	0.69	1.26	1.63	1.88
	Out-turn	0.66	1.27	1.72	

5.2. Data on first time entrants in to the youth justice system is now available for the completed 2010/11 year, and quarter 3 of 2011/12. This data suggests that the number of first time entrants continues to decline in York year on year. Information taken from the integrated commissioning document suggest:

“Provisional Figure. Data quality problems with new police system persist. Early reporting from NYP showed that the Community Resolution Disposal were effectively being used in place of reprimands for low level crime – this will contribute to the falling FTE numbers as a CRD is not a

criminal disposal. Numbers of Reprimands have reduced consistently over recent years but seem to be plateauing. Having a perverse impact on re-offending (PI 19)."

Indicator	Type	2007/08	2008/09	2009/10	2010/11
NI 111 First time entrants to the Youth justice System aged 10 to 17	Target	2350	2185	2040	1900
	Out-turn		1810	1559	846

Indicator	Type	2011/12			
		Q1	Q2 +	Q3 +	Q4 +
NI 111 First time entrants to the Youth justice System aged 10 to 17	Target	232	464	696	928
	Out-turn	242	471	617	776

5.3. New information for NI18 Adult-reoffending has been released on Iquanta and this shows that the last available quarters data on actual adult rate of re-offending is higher than the predicted level.

Indicator	Type	2011/12			
		Jun-11	Sep-11	Dec-11	Mar-12
NI 18 Adult Reoffending Rate	Predicted	12.56%	12.36%		
	Actual	12.54%	12.77%		
	Difference	-0.2%	3.3%		

6. Business Crime

6.1. Levels of most types of business crime are comparable to last year except shoplifting where there were 176 fewer crimes of shoplifting. After high levels of shoplifting over the Christmas period, monthly totals are now back to normal levels.

6.2. The levels of arrests for shoplifting are in the region of 100 arrests a month. The number of people whose disposal is Youth Restorative Justice or Community Resolution has increased in 2011 as the number of people with full charges has dropped.

6.3. Smaller supermarkets continue to account for 10 of the top 20 premises suffering the highest volumes of shoplifting.

6.4. Levels of shoplifting on the three main retail parks on the outskirts of York continues to be low with a 149 crimes at Monks Cross, Clifton Moor and McarthurGlen in 2011/12 compared to 169 crimes in 2010/11.

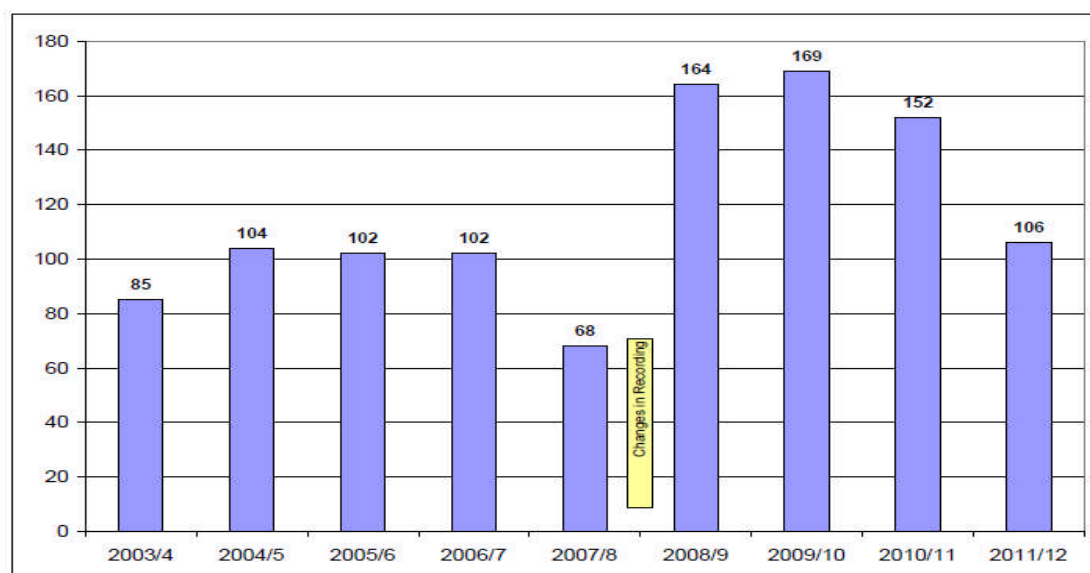
6.5. Following an interesting and extremely useful workshop on this theme at the recent Crime Summit, we have been working to increase our work in this area. The workshop highlighted the potential benefit of closer working between CYC Trading Standards and the NYP Business Crime Adviser, particularly in the area of e-crime. As a consequence the remit of the

Business Crime Task Group has been broadened to ensure we are covering all Business Crime types, rather than just retail crime.

- 6.6. We have recently received a very positive response to a survey of businesses on the Clifton Moor Retail and Business Park gauging their interest in a stand alone radio security system for the park. Clifton Moor retailers have always been reluctant to join Retailers Against Crime in York (RACY) as they feel that they have little in common with city centre retailers, and as such they have been reluctant to purchase the RACY radio. Radio contact between stores should encourage communication between retailers with the ultimate aim of establishing a Business Watch scheme across the park. Monks Cross Security staff have already expressed an interest in giving support to the scheme. There are obvious benefits to security staff at Monks Cross and Clifton Moor working more closely together to share information and intelligence.
- 6.7. We are also looking to set up a network of Shop Watch schemes across the city, with pilot schemes due to launch in Fossgate and Burton Stone Lane.

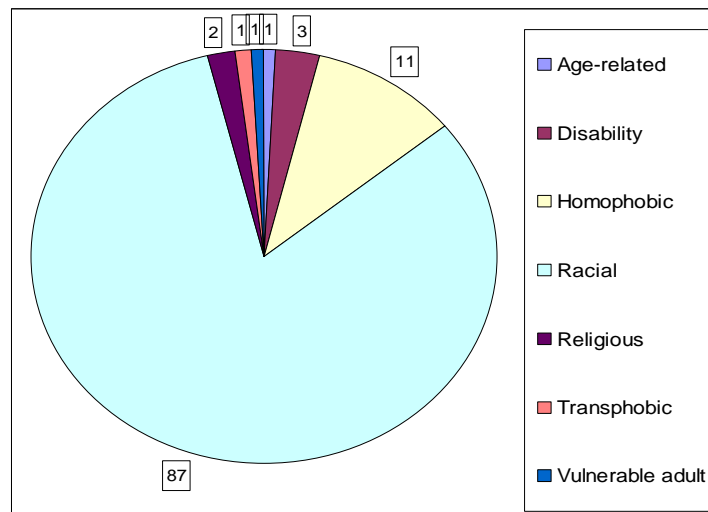
7. Other Information

- 7.1. Levels of hate crimes / incidents have dropped in 2011/12 with 46 fewer cases this year. There is no specific pattern for this reduction, just a few fewer cases in all areas across the city.
- 7.2. The majority of the hate crime / incidents are Racial related, although there have been a small number of hate crimes / incidents which fall in to Religious, Homophobic and Disability categories over the last three years.

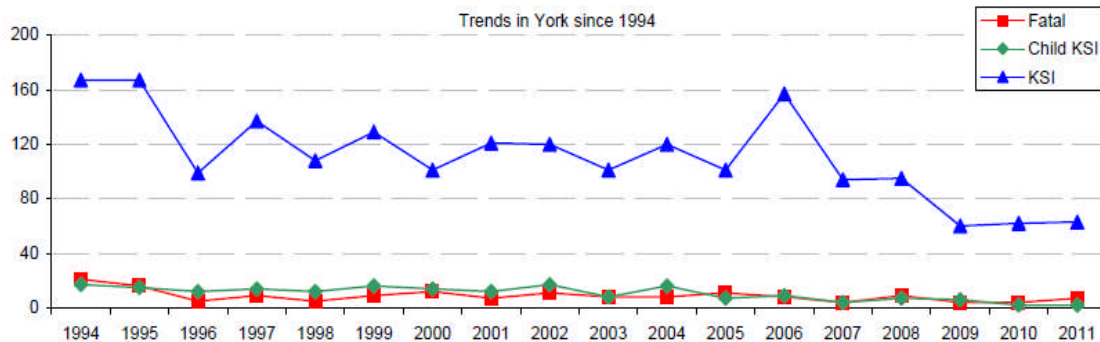


- 7.3. Around 25% of all hate crimes / incidents are recorded to city centre locations with the other cases being evenly distributed throughout the city. There is little evidence of repeat victimisation for hate crime in York.

Breakdown of Hate Crimes / Incidents in York 2011-12



7.4. Road traffic Collision information is available for the whole 2011. The number of people killed or seriously injured in road traffic collisions in York has stayed static for the last three years after a decade of reduction.



7.5. There were 63 KSI's casualties in York in 2011 compared to 62 KSI's the year before. Of the 63 KSI casualties in York in 2011;

- 7 of them are fatal injuries (3 Car, 2 Motorcycle, 1 Pedestrian, 1 Pedal Cycle) compared to 4 year before.
- 56 of them are serious injuries compared to 58 year before.
- 2 of them have been a serious injury to a child (0-15) compared to 2 year before.
- 17 of them have been serious injuries to pedal cyclists compared to 14 year before.

Report Written by:

Ian Cunningham, Senior Analyst,
 Tanya Lyon, Crime Reduction Manager
 Jo Beilby, Domestic Violence coordinator
 Sgt Fiona Willey, North Yorkshire Police and Chair of Night-safe
 Paul Morrison, Neighbourhood Safety Manager